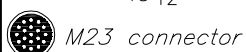
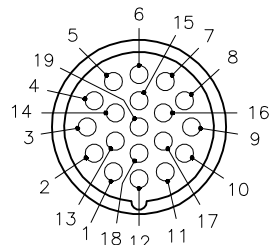
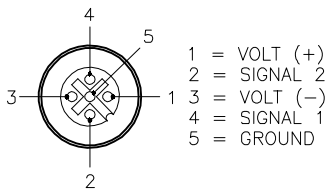


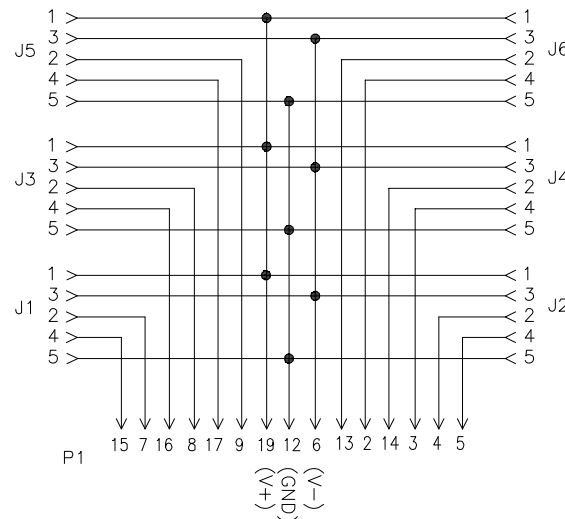
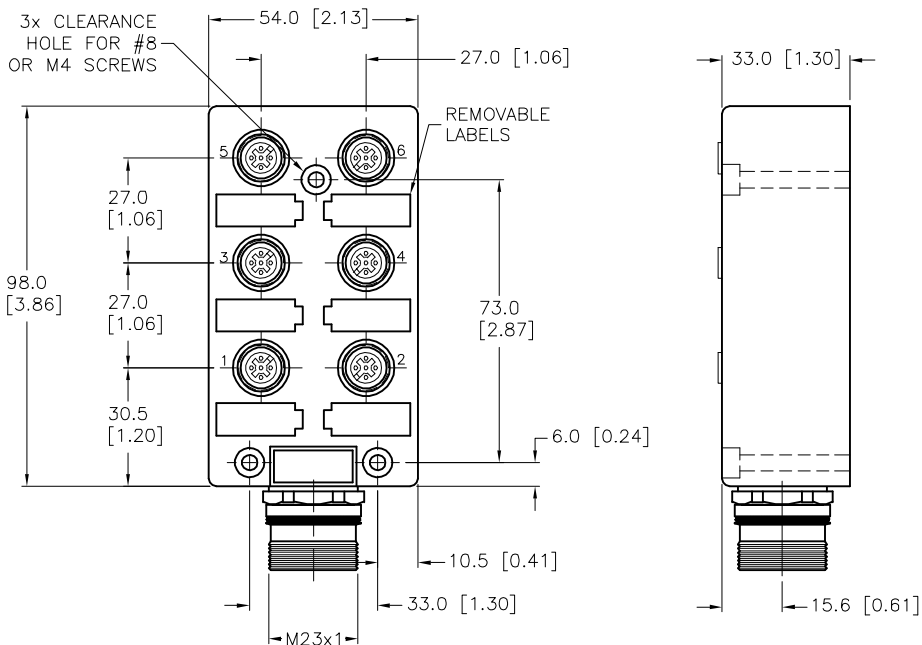
CONNECTORS J1-J6

MALE END VIEW



SPECIFICATIONS

HOUSING MATERIAL/COLOR	NYLON/YELLOW
RECEPTACLE MATERIAL/PLATING	BRASS/NICKEL (J1-J6)
CONTACT CARRIER MAT'L/COLOR	NYLON/BLACK (J1-J6)
CONTACT CARRIER MATERIAL/COLOR	NYLON or PBT/GRAY (P1)
CONTACT MATERIAL/PLATING	BRASS/GOLD (P1, J1-J6)
COUPLING NUT MATERIAL/PLATING	BRASS/NICKEL (P1)
SEALING RING	VITON O-RING (J1-J6)
ELECTRICAL DATA	
OPERATING VOLTAGE [V]	10-48 VDC
OPERATING CURRENT [A]	3.0 AMPS PER PORT, 9.0 AMPS TOTAL
MECHANICAL DATA	
PROTECTION CLASS to DIN 40050	IP 67 - ONLY WHEN ALL RECEPTACLES ARE COVERED WITH PLUGS OR CONNECTED
OPERATING TEMPERATURE	-40°C to +105°C (-40°F to +221°F)



SOURCE DRAWING - FOR REFERENCE ONLY



CLOSURE CAPS (INCLUDED)

RELATED DOCUMENTS 1. 2. 3. 4.	3RD ANGLE PROJECTION 	THIS DRAWING IS CONFIDENTIAL AND THE PROPERTY OF TURCK INC. USE OF THIS DOCUMENT WITHOUT WRITTEN PERMISSION IS PROHIBITED.		3000 CAMPUS DRIVE MINNEAPOLIS, MN 55441 1-800-544-7769 (763) 553-7300 (763) 553-0708 fax www.turck.us	
	MATERIAL SEE SPECIFICATIONS	ALL DIMENSIONS DISPLAYED ON THIS DRAWING ARE FOR REFERENCE ONLY	DRFT RJP APVD	DATE 10/03/96 SCALE 1=2.0	DESCRIPTION VB 60.5-CS19
FINISH SEE SPECIFICATIONS	CONTACT TURCK FOR MORE INFORMATION	UNIT OF MEASUREMENT MILLIMETER [INCH]		IDENTIFICATION NO. U0220	REV D
D UPDATED CLOSURE CAPS TV 09/14/15 48811	BY DATE ECO NO.	DO NOT SCALE THIS DRAWING		FILE: U0220	SHEET 1 OF 1